



MANUFACTURAS WRAKYNSON

REF.	APLICACION	SITUACION	FECHA APLICAC.	LARGO TOTAL	
------	------------	-----------	----------------	-------------	--

TOYOTA

AVENSIS

70535	ALL TYPES	D →	9-97 ->	530	
70536	ALL TYPES	D ←	9-97 ->	530	
70537	ALL TYPES	T →	9-97 ->	380	
70538	ALL TYPES	T ←	10-97 ->	380	

CAMRY

70539	ALL TYPES	D ↔	83 -> 91	560	
70188	ALL TYPES	T ↔	85 -> 91	375	
70043	V1,V2 SERIES	T ↔	2-83 -> 8-88	350	
70228	ALL TYPES	T ↔	83 -> 84	346	

CARINA

70542	E SERIES	D ←	4-90 -> 9-97	555	
70545	II SERIES	D ↔	83 -> 89	479	
70541	E SERIES	D ↔	4-92 -> 9-97	555	
70097	II SERIES (T15,T17)	D ↔	88 -> 3-92	500	

↑ SUPERIOR, ↓ INFERIOR, Ø INTERMEDIO, ▣ INTERIOR, ◼ CENTRO

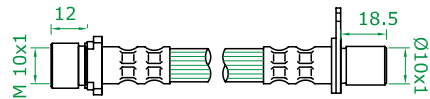
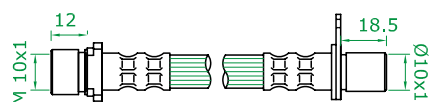
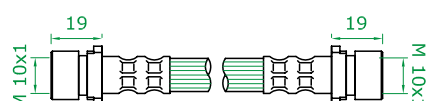
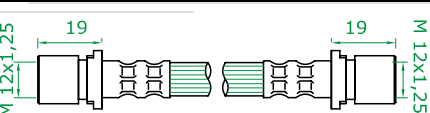


MANUFACTURAS WRAKYNSON

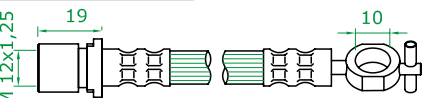
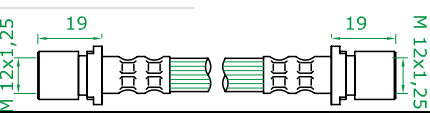
REF.	APLICACION	SITUACION	FECHA APLICAC.	LARGO TOTAL	
------	------------	-----------	----------------	-------------	--

TOYOTA

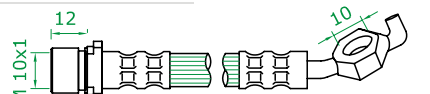
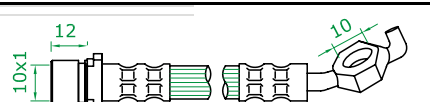


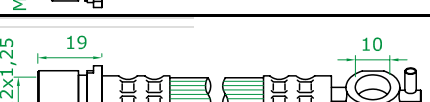
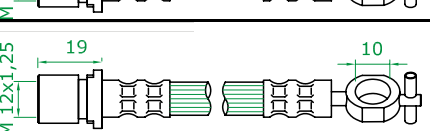
CARINA

70543	E SERIES	T →	4-90 -> 9-97	360	
70544	E SERIES	T ←	4-90 -> 9-97	355	
70043	II (T15) SERIES	T ↔	10-83 -> 5-88	350	
70540	II SERIES (T15,T17)	T ↔	88 -> 3-92	370	

CELICA

70545	T16	D ↔	4-86 -> 8-90	479	
70546	T16 SERIES	T ↔	4-86 -> 8-90	382	

COROLLA

70548	(E10) SERIES	D →	7-92 -> 4-97	470	
70316	(E11) SERIES	D →	4-97 -> 2-00	473	
70549	(E10,E11) SERIES	D ←	7-92 -> 1-02	470	
70317	(E11) SERIES	D ←	4-97 -> 2-00	483	
70547	(E9) SERIES	D ↔	7-87 -> 6-93	486	
70545	(E7,E8) SERIES	D ↔	6-83 -> 89	479	

↑ SUPERIOR, ↓ INFERIOR, Ø INTERMEDIO, ▣ INTERIOR, ▣ CENTRO



MANUFACTURAS WRAKYN SON

REF.	APLICACION	SITUACION	FECHA APLICAC.	LARGO TOTAL	
------	------------	-----------	----------------	-------------	--

TOYOTA

COROLLA

70188	(E9) SERIES	T ↔	8-87 -> 6-93	375	
70550	(E10) SERIES	T ↔	7-92 -> 4-97	300	
70551	(E11) SERIES	T ↔	4-97 -> 1-02	305	
70073	1.3, 1.6, 1.8 D	T ↔	6-83 -> 88	345	

HIACE

70554	IV SERIES	D →	8-95 ->	258	
70314	III SERIES (H10)	D →	8-89 -> 8-95	352	
70315	III SERIES (H10)	D ←	8-89 -> 5-95	352	
70555	IV SERIES	D ←	8-95 ->	258	
70227	(H5) SERIES	D ↔	3-83 -> 11-89	300	
70186	2.4, 2.4 D	T θ	8-93 -> 8-95	380	
70553	III SERIES	T □	8-89 -> 8-95	344	
70552	II SERIES	T ↔	3-83 -> 11-89	318	
70556	IV SERIES	T ↔	8-95 ->	235	

↑ SUPERIOR, ↓ INFERIOR, θ INTERMEDIO, □ INTERIOR, ▣ CENTRO



MANUFACTURAS WRAKYNSON

REF.	APLICACION	SITUACION	FECHA APLICAC.	LARGO TOTAL	
------	------------	-----------	----------------	-------------	--

TOYOTA

HILUX

70074	2.2,2.4D,2.4i (4WD)	D ↔	8-88 ->	470	
70187	ALL TYPES	T ◻	84 ->	430	
70043	1.8,2.0,2.4 D	T ↔	84 ->	350	

LAND CRUISER

70189	ALL TYPES	D ↔	81 -> 98	185	
70186	4.2, 4.0 D	T Θ	11-81 -> 90	380	
70187	ALL TYPES	T ◻	8-80 -> 5-96	430	
70042	J4,J6,J7 SERIES	T ↔	8-80 -> 97	350	

LITEACE

70186	ALL TYPES	T Θ	10-79 -> 8-88	380	
70042	ALL TYPES	T ↔	10-85 -> 92	350	

YARIS

70557	ALL TYPES	D →	8-99->	560	
70558	ALL TYPES	D ←	8-99->	560	
70559	ALL TYPES	T ↔	8-99->	315	

↑ SUPERIOR, ↓ INFERIOR, Θ INTERMEDIO, ◻ INTERIOR, ◼ CENTRO

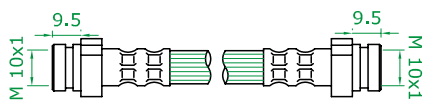


MANUFACTURAS WRAKYNSON

REF.	APLICACION	SITUACION	FECHA APLICAC.	LARGO TOTAL	
------	------------	-----------	----------------	-------------	--

TOYOTA

YARIS

70434	VERSO	T ↔	11-99 ->	285	
-------	-------	-----	----------	-----	---

↑ SUPERIOR, ↓ INFERIOR, Ø INTERMEDIO, ▣ INTERIOR, ▣ CENTRO