



MANUFACTURAS WRAKYNSON

REF.	APLICACION	SITUACION	FECHA APLICAC.	LARGO TOTAL	
------	------------	-----------	----------------	-------------	--

RENAULT

ALPINE

70056	V6	T ↔	85 -> 91	370	
-------	----	-----	----------	-----	--

CLIO

70167	ALL TYPES	D ↔	91 -> 9-98	270	
-------	-----------	-----	------------	-----	--

70152	ALL TYPES	D ↔	91 -> 9-98	268	
-------	-----------	-----	------------	-----	--

70302	II SERIES	D ↔	9-98 ->	346	
-------	-----------	-----	---------	-----	--

70303	I SERIES EXCEPT 16V	T ◻	91 -> 94	188	
-------	---------------------	-----	----------	-----	--

70303	II SERIES	T ◻	9-98 ->	188	
-------	-----------	-----	---------	-----	--

70168	ALL TYPES	T ↔	91 -> 9-98	250	
-------	-----------	-----	------------	-----	--

70151	I SERIES EXCEPT 16V	T ↔	91 -> 9-98	276	
-------	---------------------	-----	------------	-----	--

ESPACE

70494	IV SERIES	D ↔	4-02 ->	410	
-------	-----------	-----	---------	-----	--

70208	I SERIES	D ↔	84 -> 91	403	
-------	----------	-----	----------	-----	--

70209	II SERIES	D ↔	91 -> 97	420	
-------	-----------	-----	----------	-----	--

70158	III SERIES	T ◻	11-96 -> 10-02	206	
-------	------------	-----	----------------	-----	--

↑ SUPERIOR, ↓ INFERIOR, ◊ INTERMEDIO, ◻ INTERIOR, ◼ CENTRO

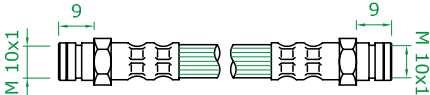
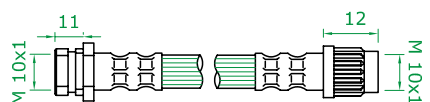
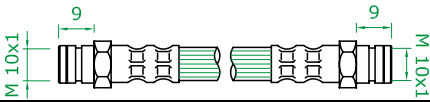
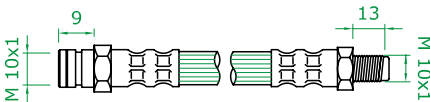
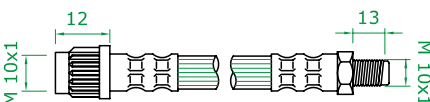


MANUFACTURAS WRAKYNSON

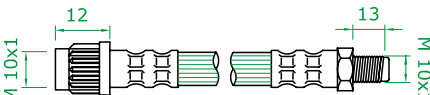
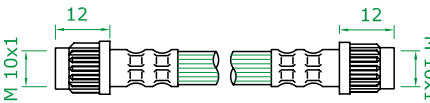
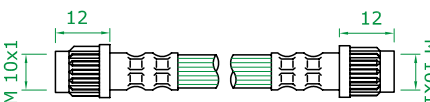
REF.	APLICACION	SITUACION	FECHA APLICAC.	LARGO TOTAL	
------	------------	-----------	----------------	-------------	--

RENAULT

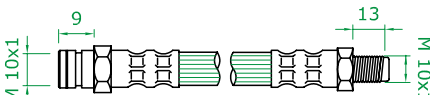
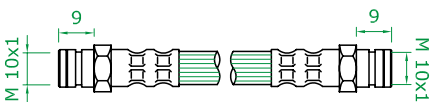
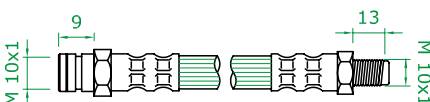
ESPACE

70130	2.0, 2.2 QUADRA	T □	86 -> 97	263	
70495	IV SERIES	T □	11-02 ->	210	
70211	I,II SERIES	T ↔	7-84 -> 97	363	
70149	I,II SERIES	T ↔	84 -> 97	290	
70290	III SERIES	T ↔	11-96 -> 10-02	310	

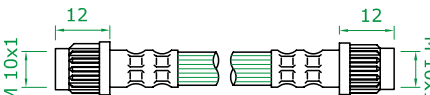
EXPRESS

70094	ALL TYPES	T ↔	86 ->	330	
70057	ALL TYPES	T ↔	86 ->	265	
70148	ALL TYPES	T ↔	86 ->	332	

FUEGO

70208	ALL TYPES	D ↔	80 -> 86	403	
70211	ALL TYPES	T ↔	80 -> 86	363	
70149	ALL TYPES	T ↔	80 -> 86	290	

KANGOO

70214	ALL TYPES	T →	3-98 ->	216	
-------	-----------	-----	---------	-----	---

↑ SUPERIOR, ↓ INFERIOR, Θ INTERMEDIO, □ INTERIOR, ◼ CENTRO



REF.	APLICACION	SITUACION	FECHA APLICAC.	LARGO TOTAL	
------	------------	-----------	----------------	-------------	--

RENAULT

KANGOO

70294	ALL TYPES	T ←	3-98 ->	360	
70294	ALL TYPES	T ←	3-98 ->	360	

LAGUNA

70257	ALL TYPES	D ↔	11-93 -> 3-01	480	
70494	II SERIES	D ↔	3-01 ->	410	
70495	II SERIES	T ◻	3-01 ->	210	
70258	ALL TYPES	T ↔	11-93 -> 3-01	305	
70259	ALL TYPES	T ↔	11-93 -> 3-01	180	

MASTER

70210	I SERIES	D ↔	80 -> 7-98	498	
70213	ALL TYPES	T ↔	8-80 -> 7-98	340	

MEGANE, SCENIC

70154	ALL TYPES	D ↔	96 ->	420	
70151	ALL TYPES	T ↔	96 ->	276	
70151	ALL TYPES	T ↔	96 ->	276	

R12

↑ SUPERIOR, ↓ INFERIOR, ◊ INTERMEDIO, ◻ INTERIOR, ◼ CENTRO



MANUFACTURAS WRAKYNSON

REF.	APLICACION	SITUACION	FECHA APLICAC.	LARGO TOTAL	
------	------------	-----------	----------------	-------------	--

RENAULT

R12

70040	CH: 570871->	D ↔	-> 81	345	
70041	ALL TYPES	T ↔	-> 81	350	

R14

70129	ALL TYPES	D ↔	77 -> 8-83	325	
70130	CH: 570871->	T ◻	77 -> 8-83	263	

R18

70129	ALL TYPES	D ↔	4-78 -> 82	325	
70208	ALL TYPES	D ↔	78 -> 7-86	403	
70038	ALL TYPES	D ↔	4-78 -> 86	406	
70129	2.0 SW	D ↔	4-78 -> 86	325	
70149	ALL TYPES	T ↔	78 -> 87	290	
70113	ALL TYPES	T ↔	-> 86	285	
70211	ALL TYPES	T ↔	5-79 -> 87	363	

R19, CHAMADE

70168	II SERIES	T ↔	92 -> 96	250	
-------	-----------	-----	----------	-----	--

↑ SUPERIOR, ↓ INFERIOR, Ø INTERMEDIO, ◻ INTERIOR, ◼ CENTRO



MANUFACTURAS WRAKYNSON

REF.	APLICACION	SITUACION	FECHA APLICAC.	LARGO TOTAL	
------	------------	-----------	----------------	-------------	--

RENAULT

R19, CHAMADE

70150	I,II SERIES	T ↔	88 -> 96	285	
70057	I,II SERIES	T ↔	88 -> 96	265	
70151	ALL TYPES	T ↔	89 -> 96	276	

R20

70208	ALL TYPES	D ↔	75 -> 84	403	
-------	-----------	-----	----------	-----	--

R21, NEVADA

70238	ALL TYPES	D ↔	86 -> 6-94	340	
70152	ALL TYPES	D ↔	86 -> 95	268	
70258	ALL TYPES	T ↔	86 -> 95	305	
70168	ALL TYPES	T ↔	86 -> 95	250	
70150	NEVADA	T ↔	86 -> 95	285	
70290	ALL TYPES	T ↔	86 -> 95	310	
70006	R21	T ↔	86 -> 6-94	270	

R25

70153	ALL TYPES	D ↔	84 -> 93	420	
-------	-----------	-----	----------	-----	--

↑ SUPERIOR, ↓ INFERIOR, Θ INTERMEDIO, ▣ INTERIOR, ◼ CENTRO



MANUFACTURAS WRAKYNSON

REF.	APLICACION	SITUACION	FECHA APLICAC.	LARGO TOTAL	
------	------------	-----------	----------------	-------------	--

RENAULT

R25

70057	EXCEPT GT,GTE,TURBO	T ↔	84 -> 93	265	
70496	ALL TYPES	T ↔	5-92 -> 7-96	410	
70155	ALL TYPES	T ↔	84 -> 93	180	

R4

70090	ALL TYPES	D ↔	8-82 ->	430	
70005	ALL TYPES	D ↔	->7-82	500	
70006	ALL TYPES	T ↔		270	

R5, 6

70005	ALL TYPES	D ↔	7-71-> 6-82	500	
70090	ALL TYPES	D ↔	7-82 -> 85	430	
70624	R5 ALPINE	T ↔		258	
70094	SUPER 5	T ↔	-> 3-95	330	
70006	ALL TYPES	T ↔	71 -> 85	270	

R8, 10

70625	ALL TYPES	D ↔		312	
-------	-----------	-----	--	-----	--

↑ SUPERIOR, ↓ INFERIOR, ◊ INTERMEDIO, ■ INTERIOR, ◼ CENTRO



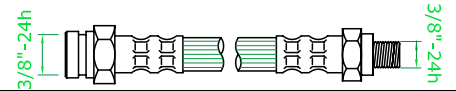
MANUFACTURAS WRAKYNSON

REF.	APLICACION	SITUACION	FECHA APLICAC.	LARGO TOTAL	
------	------------	-----------	----------------	-------------	--

RENAULT

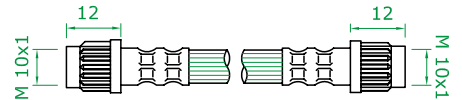
R8, 10

70624 ALL TYPES T ↔ 258

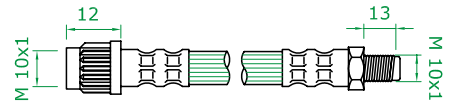


R9, 11

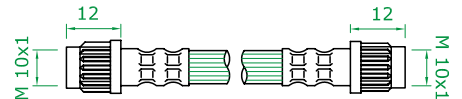
70151 1.7 CH: D00000645-> T ↔ -> 89 276



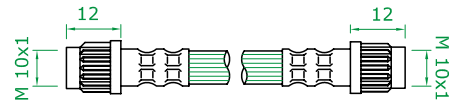
70056 ALL TYPES T ↔ 81 -> 91 370



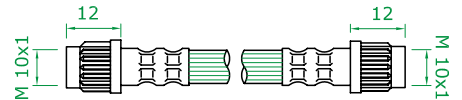
70151 ALL TYPES T ↔ 84 -> 90 276



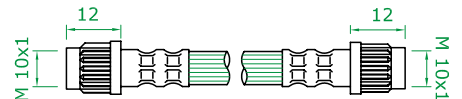
70151 1.7 CH: D00000526->, CH: H00005601-> T ↔ 276



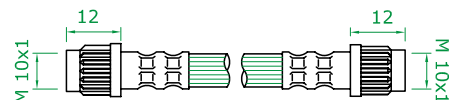
70095 ALL TYPES T ↔ -> 89 320



70057 ALL TYPES T ↔ 81 -> 89 265

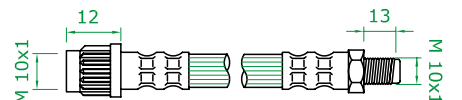


70151 1.7 CH: H00017727-> T ↔ -> 88 276

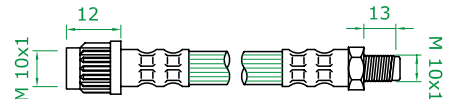


SAFRANE

70497 I,II SERIES D ↔ 4-92 -> 01 315

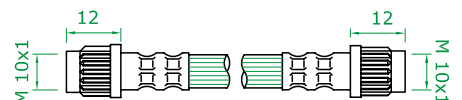


70496 II SERIES T ↔ 8-96 -> 01 410

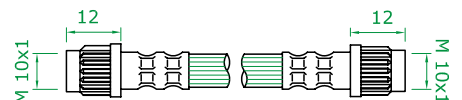


SUPER 5

70148 EXCEPT GT,GTE,TURBO T ↔ 85 -> 332



70057 ALL TYPES T ↔ 85 -> 265



TRAFIC

↑ SUPERIOR, ↓ INFERIOR, Ø INTERMEDIO, ■ INTERIOR, □ CENTRO



MANUFACTURAS WRAKYNSON

REF.	APLICACION	SITUACION	FECHA APLICAC.	LARGO TOTAL	
------	------------	-----------	----------------	-------------	--

RENAULT

TRAFIC

70238	ALL TYPES	D ↔	80 -> 3-01	340	
70096	ALL TYPES	D ↔	80 ->	340	
70212	I SERIES	D ↔	80 -> 3-01	405	
70212	II SERIES	D ↔	3-01 ->	405	

TWINGO

70158	ALL TYPES	T ◻	5-96 ->	206	
70057	ALL TYPES	T ↔	3-93 -> 4-96	265	

↑ SUPERIOR, ↓ INFERIOR, Θ INTERMEDIO, ◻ INTERIOR, ◼ CENTRO