



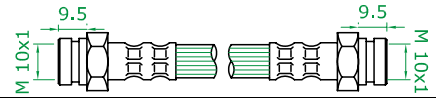
MANUFACTURAS WRAKYNSON

REF.	APLICACION	SITUACION	FECHA APLICAC.	LARGO TOTAL	
------	------------	-----------	----------------	-------------	--

MITSUBISHI

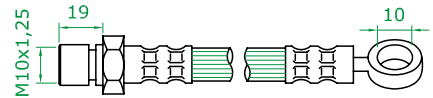
3.000 GT

70443 3.0i 24V T ↔ 6-92 318



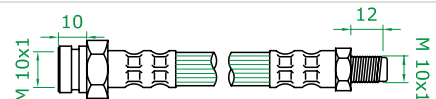
CARISMA

70563 ALL TYPES D ↔ 7-95 -> 474

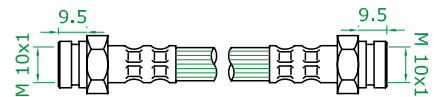


COLT

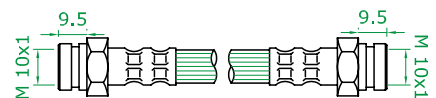
70444 I,II,III SERIES D ↔ 79 -> 5-92 214



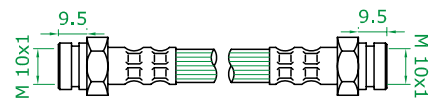
70450 II SERIES T ◻ 9-84 -> 4-88 238



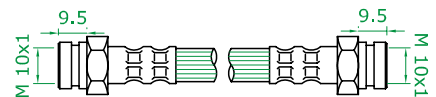
70445 I SERIES T ◻ 79 -> 84 264



70443 I,II,III SERIES T ↔ 78 -> 5-92 318

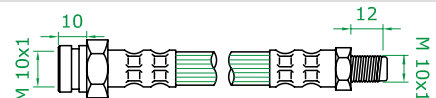


70446 III SERIES T ↔ 4-88 -> 5-92 260

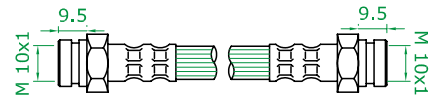


ECLIPSE

70444 I,II SERIES D ↔ 4-91 -> 214

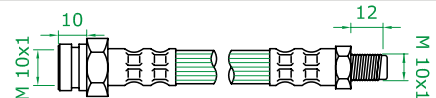


70445 I,II SERIES T ◻ 4-91 -> 264

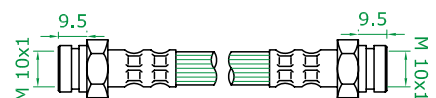


GALANT, SAPPORO

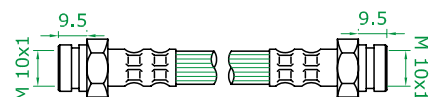
70444 II,III,IV SERIES D ↔ 9-80 -> 10-92 214



70447 IV SERIES D ↔ 11-87 -> 10-92 290



70445 SAPPORO III SERIES T ◻ 87 -> 8-90 264



↑ SUPERIOR, ↓ INFERIOR, ◊ INTERMEDIO, ◻ INTERIOR, ◼ CENTRO

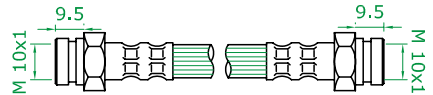
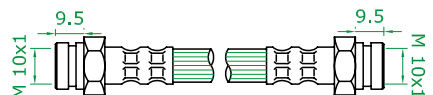


MANUFACTURAS WRAKYNSON

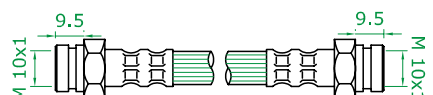
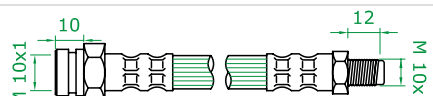
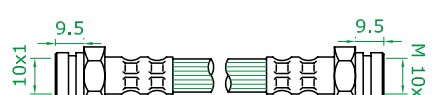

REF.	APLICACION	SITUACION	FECHA APLICAC.	LARGO TOTAL	
------	------------	-----------	----------------	-------------	--

MITSUBISHI

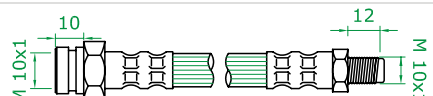
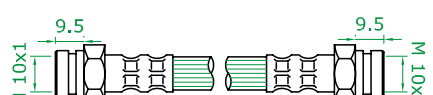

GALANT, SAPPORO

70443	III,IV SERIES	T ↔	9-82 -> 10-92	318	
70443	II SERIES	T ↔	9-80 -> 5-84	318	

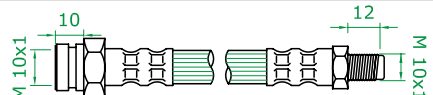
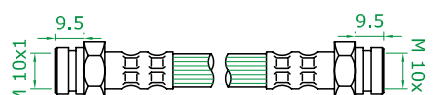
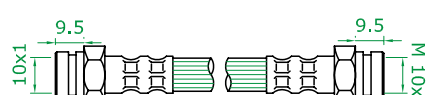
L200

70448	2.5D, 2.5 TD, 2.6	D ↔	11-86 -> 95	220	
70444	2.5 D, 2.5 TD	D ↔	11-86 -> 8-96	214	
70447	2.0, 2.5D	D ↔	6-96 ->	290	
70443	2.5 D	T ↔	11-86 -> 8-96	318	

L300

70444	ALL TYPES	D ↔	11-86 ->	214	
70445	ALL TYPES	T ◻	83 -> 4-94	264	
70449	ALL TYPES	T ◻	5-80 ->	360	

LANCER

70444	I,II,III,IV SERIES	D ↔	3-83 -> 94	214	
70450	III SERIES	T ◻	1-84 -> 4-88	238	
70445	II,III SERIES	T ◻	83 -> 6-92	264	

↑ SUPERIOR, ↓ INFERIOR, ◊ INTERMEDIO, ◻ INTERIOR, ◼ CENTRO



MANUFACTURAS WRAKYNSON

REF.	APLICACION	SITUACION	FECHA APLICAC.	LARGO TOTAL	
------	------------	-----------	----------------	-------------	--

MITSUBISHI

LANCER

70443	II,III,IV,V SERIES	T ↔	3-83 -> 94	318	
70443	I SERIES	T ↔	9-79 -> 2-83	318	
70446	IV,V SERIES	T ↔	4-88 ->	260	

PAJERO-MONTERO

70448	ALL TYPES	D ↔	11-88 -> 11-90	220	
70445	ALL TYPES	T ◻	90 -> 4-00	264	
70450	ALL TYPES	T ◻	84 -> 11-90	238	
70234	ALL TYPES	T ◻	83 -> 92	365	

SPACE RUNNER

70444	ALL TYPES	D ↔	10-91 -> 8-99	214	
70445	ALL TYPES	T ◻	10-91 -> 8-99	264	

SPACE WAGON

70444	ALL TYPES	D ↔	6-85 -> 10-98	214	
70445	ALL TYPES	T ◻	84 -> 10-98	264	
70450	ALL TYPES	T ◻	6-86 -> 4-91	238	

↑ SUPERIOR, ↓ INFERIOR, ◊ INTERMEDIO, ◻ INTERIOR, ◼ CENTRO



MANUFACTURAS WRAKYNSON

REF.	APLICACION	SITUACION	FECHA APLICAC.	LARGO TOTAL	
------	------------	-----------	----------------	-------------	--

MITSUBISHI

SPACE WAGON

70443	ALL TYPES	T ↔	6-86 -> 4-91	318	
-------	-----------	-----	--------------	-----	--

STARION

70444	(A18_A) SERIES	D ↔	6-82 -> 6-90	214	
-------	----------------	-----	--------------	-----	--

70445	ALL TYPES	T ◻	5-85 -> 6-90	264	
-------	-----------	-----	--------------	-----	--

TREDIA-CORDIA

70444	ALL TYPES	D ↔	9-82 -> 10-87	214	
-------	-----------	-----	---------------	-----	--

70450	1.8 TURBO	T ◻	9-82 -> 07-86	238	
-------	-----------	-----	---------------	-----	--

70445	ALL TYPES	T ◻	9-82 -> 87	264	
-------	-----------	-----	------------	-----	--

70443	ALL TYPES	T ↔	9-82 -> 87	318	
-------	-----------	-----	------------	-----	--

↑ SUPERIOR, ↓ INFERIOR, ◊ INTERMEDIO, ◻ INTERIOR, ◼ CENTRO