



MANUFACTURAS WRAKYNSON

REF.	APLICACION	SITUACION	FECHA APLICAC.	LARGO TOTAL	
------	------------	-----------	----------------	-------------	--

MERCEDES

190 (W201) 82 -> 93

70093	ALL TYPES	D ↔		370	
70013	ALL TYPES	T ↔		310	

200-300 (W123) 76 -> 86

70093	ALL TYPES	D ↔		370	
70013	ALL TYPES	T ↔		310	

200-500, E CLASS (W124) 85 ->

70093	ALL TYPES	D ↔		370	
70013	ALL TYPES	T ↔		310	

230-280 (W114) 67 -> 78

70010	/8 COUPE 280 CE	D ↔		450	
70013	/8 Coupé 280 CE	T ↔		310	

260S-560 S CLASS (W126) 79 -> 91

70093	ALL TYPES	D ↔		370	
-------	-----------	-----	--	-----	--

280-450 S CLASS (W116) 8-72 -> 8-79

70010	ALL TYPES	D ↔		450	
-------	-----------	-----	--	-----	--

280SL-500SL (R107) 71 -> 90

70010	ALL TYPES	D ↔		450	
-------	-----------	-----	--	-----	--

↑ SUPERIOR, ↓ INFERIOR, Ø INTERMEDIO, ▣ INTERIOR, ▣ CENTRO



MANUFACTURAS

WRAKYNSON

REF.	APLICACION	SITUACION	FECHA APLICAC.	LARGO TOTAL	
------	------------	-----------	----------------	-------------	--

MERCEDES

280SL-500SL (R107) 71 -> 90

70093	ALL TYPES	D ↔		370	
-------	-----------	-----	--	-----	---

70013	ALL TYPES	T ↔		310	
-------	-----------	-----	--	-----	---

300-600 S CLASS (W140) 02-91 ->

70440	ALL TYPES	D ↔		505	
-------	-----------	-----	--	-----	---

70013	ALL TYPES	T ↔		310	
-------	-----------	-----	--	-----	---


300-600 SL CLASS (R129) 89 -> 01

70093	ALL TYPES	D ↔		370	
-------	-----------	-----	--	-----	---

70013	ALL TYPES	T ↔		310	
-------	-----------	-----	--	-----	---

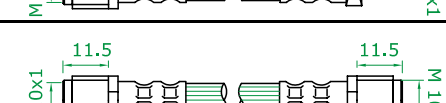
407D-410D (BM611) 6-81 ->

70010	ALL TYPES	D ↔		450	
-------	-----------	-----	--	-----	---

70071	ALL TYPES	D ↔		490	
-------	-----------	-----	--	-----	---

A140-210 (W168) 97 ->

70330	ALL TYPES	D ↔		310	
-------	-----------	-----	--	-----	---

70329	ALL TYPES	T ↔		365	
-------	-----------	-----	--	-----	---

C CLASS (W203) 5-00 ->

70331	ALL TYPES	D ↔		413	
-------	-----------	-----	--	-----	---

↑ SUPERIOR, ↓ INFERIOR, Ø INTERMEDIO, ■ INTERIOR, □ CENTRO



MANUFACTURAS WRAKYNSON

REF.	APLICACION	SITUACION	FECHA APLICAC.	LARGO TOTAL	
------	------------	-----------	----------------	-------------	--

MERCEDES

C CLASS (W203) 5-00 ->

70013	ALL TYPES	T ↔		310	
-------	-----------	-----	--	-----	---

C180-C280 C CLASS (W202) 93->5-00

70320	ALL TYPES	D ↔		413	
-------	-----------	-----	--	-----	---

70440	ALL TYPES	D ↔		505	
-------	-----------	-----	--	-----	---

70013	ALL TYPES	T ↔		310	
-------	-----------	-----	--	-----	---

CL400-600 S CLASS (C140) 9-92 -> 2-99

70440	ALL TYPES	D ↔		505	
-------	-----------	-----	--	-----	---

CLASE S COUPÉ (C-126) 10-81 -> 6-91

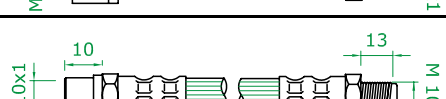
70013	ALL TYPES	T ↔		310	
-------	-----------	-----	--	-----	---

CLASS C (CL203) 03-01 ->

70013	ALL TYPES	T ↔		310	
-------	-----------	-----	--	-----	---


CLASS C (S202.S203) 6-96 ->

70331	S203 SERIES	D ↔		413	
-------	-------------	-----	--	-----	---

70013	ALL TYPES	T ↔		310	
-------	-----------	-----	--	-----	---

CLK (A208, A209) 3-98 ->

70331	ALL TYPES	D ↔		413	
-------	-----------	-----	--	-----	---

70013	ALL TYPES	T ↔		310	
-------	-----------	-----	--	-----	---

CLK 200-320 (C208, C209) 6-97 ->

--	--	--	--	--	--

↑ SUPERIOR, ↓ INFERIOR, Ø INTERMEDIO, ▣ INTERIOR, ▣ CENTRO



MANUFACTURAS WRAKYNSON

REF.	APLICACION	SITUACION	FECHA APLICAC.	LARGO TOTAL	
------	------------	-----------	----------------	-------------	--

MERCEDES

CLK 200-320 (C208, C209) 6-97 ->

70331	ALL TYPES	D ↔		413	
-------	-----------	-----	--	-----	--

COUPE 280-350 SL (C107) 72 ->

70010	ALL TYPES	D ↔		450	
-------	-----------	-----	--	-----	--

E200-420 E CLASS (W210-T210) 6-95->

70331	ALL TYPES	D ↔		413	
-------	-----------	-----	--	-----	--

70013	ALL TYPES	T ↔		310	
-------	-----------	-----	--	-----	--

G-GD-GE(4x4),(BM460-463-465) 79 ->

70010	ALL TYPES	D ↔	82 ->	450	
-------	-----------	-----	-------	-----	--

KOMBI T MODEL 200-300 (S123) 77 ->

70093	ALL TYPES	D ↔		370	
-------	-----------	-----	--	-----	--

70013	ALL TYPES	T ↔		310	
-------	-----------	-----	--	-----	--

MB SERIES 100 (MB,MBN,MBN D)

70054	ALL TYPES	D ↔		375	
-------	-----------	-----	--	-----	--

70631	ALL TYPES	T ↔		280	
-------	-----------	-----	--	-----	--

SLK CLASS (R170) 6-96 ->

70331	ALL TYPES	D ↔		413	
-------	-----------	-----	--	-----	--

70013	ALL TYPES	T ↔		310	
-------	-----------	-----	--	-----	--

SLK CLASS (R171) 03-04 ->

↑ SUPERIOR, ↓ INFERIOR, Ø INTERMEDIO, ▣ INTERIOR, ▣ CENTRO



REF.	APLICACION	SITUACION	FECHA APLICAC.	LARGO TOTAL	
------	------------	-----------	----------------	-------------	--

MERCEDES

SLK CLASS (R171) 03-04 ->

70331	ALL TYPES	D ↔		413	
70013	ALL TYPES	T ↔		310	

SPRINTER (BM901-902-903-904) 95 ->

70442	ALL TYPES	T ↔		410	
70442	ALL TYPES	T ↔		410	

T1 207D-310D (BM601-BM602) 5-77 ->

70071	ALL TYPES	D ↔		490	
70010	ALL TYPES	D ↔		450	

T2 L405-613 68 ->

70633	ALL TYPES	D ↔		532	
70632	ALL TYPES	T ↔		485	

V CLASS V200-V280 (BM638) 2-96 ->

70310	ALL TYPES	D ↔		550	
70441	ALL TYPES	T ↔		545	

VITO (BM638) 96 ->

70310	ALL TYPES	D ↔		550	
-------	-----------	-----	--	-----	--

↑ SUPERIOR, ↓ INFERIOR, Ø INTERMEDIO, ▣ INTERIOR, ▣ CENTRO



MANUFACTURAS WRAKYNSON

REF.	APLICACION	SITUACION	FECHA APLICAC.	LARGO TOTAL	
------	------------	-----------	----------------	-------------	--

MERCEDES

VITO (BM638) 96 ->

70441	ALL TYPES	T ↔		545	
-------	-----------	-----	--	-----	--

↑ SUPERIOR, ↓ INFERIOR, Ø INTERMEDIO, ▣ INTERIOR, ▣ CENTRO