

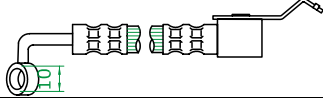
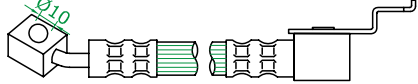
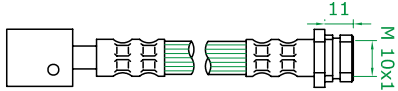


MANUFACTURAS WRAKYNSON

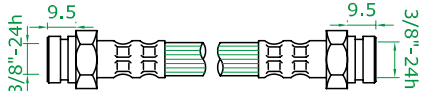
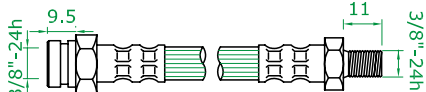
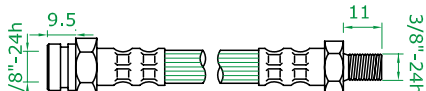
REF.	APLICACION	SITUACION	FECHA APLICAC.	LARGO TOTAL	
------	------------	-----------	----------------	-------------	--

CHRYSLER

CHEROKEE, GRAND CHEROKEE

70414	ALL TYPES	D →	88 ->	460	
70415	ALL TYPES	D ←	88 ->	460	
70416	ALL TYPES	T ↔	88 ->	350	

WILLYS

70417	ALL TYPES	D ↔		180	
70418	ALL TYPES	D ↔		295	
70419	ALL TYPES	T ↔		402	

↑ SUPERIOR, ↓ INFERIOR, Ø INTERMEDIO, □ INTERIOR, ■ CENTRO